



# SPECIFICATION

## FOR APPRONAL

Customer : \_\_\_\_\_

Product Name : Receiver \_\_\_\_\_

Model Name : VS0644R32 \_\_\_\_\_

Drawing No. : VS20190926010 \_\_\_\_\_

### Signature of Voise

Approved by	Checkde by	Issued by	Date



福爱斯电子有限公司  
VOISE ELECTRONICS CO.,LTD.

Office Add:Haoyangguang B-302# No.968 Baizhang Road,Ningbo China  
Factory add: Shishan Industrial Park Moushan Town Yuyao City China  
Tel:86-0574-87471601 Fax:86-0574-87471603 P.C.315000  
Http://www.nbvoise.com E-mail:sales@nbvoise.com



<b>Receiver</b>		Page	3/7
Model No.:	VS0644R32	Revision No.	1.0
		Drawing No.	VS20190926010

## 1. Scope

This document contains required environmental, electrical, acoustic, mechanical, package and reliability test requirement

## 2. General Characteristics

- 2.1 Out-Diameter : 6 mm
- 2.2 Height : 4 mm
- 2.3 Weight : 0.5 g
- 2.4 Operating Temperature : -20~+50°C without loss of function
- 2.5 Store Temperature : -20~+60°C without loss of function

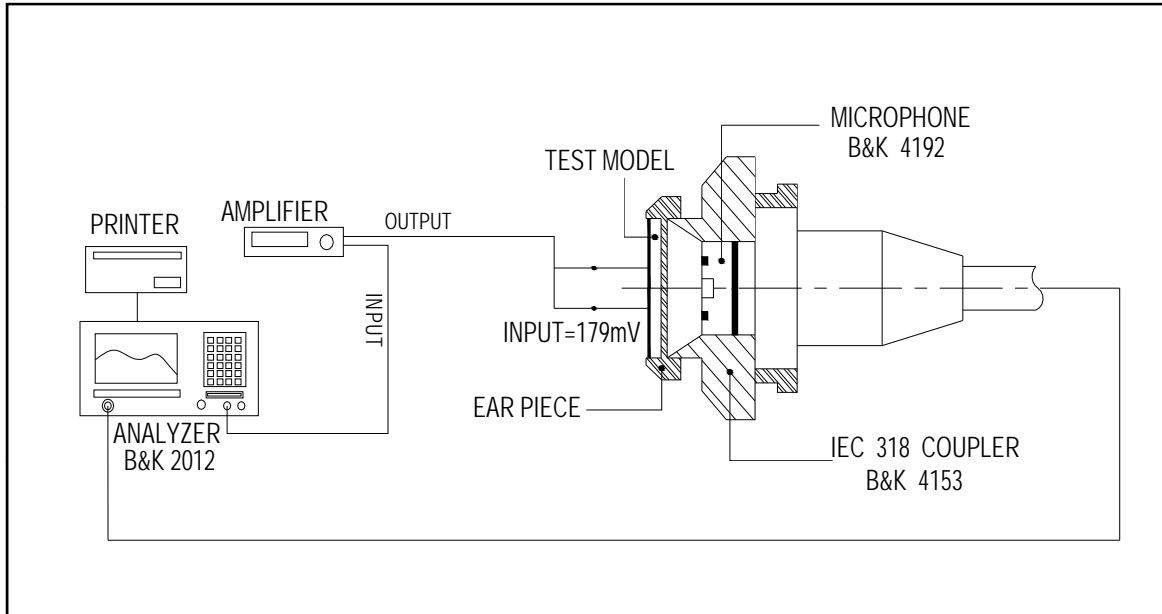
## 3. Electrical and Acoustic Characteristics.

Test condition : 15 ~ 35 °C Temp., 25% ~ 75% RH, 86~106 kPa Refer to IEC60268-1

No	Items	Specification
1	Impedance	32 Ω ± 15% (1Vrms at 1.2KHz)
2	Sound Pressure Level	90 dB ± 3dB (1mW at 1kHz)
3	Resonance Frequency(fo)	500 Hz ± 20% without baffle 0.25V
4	Frequency Range	500Hz ~20KHz
5	Input Power	Rated 0.003 W / Max. 0.005 W
6	Distortion	Less than 5% at 1kHz/2Vrms
7	Buzz and Rattle	Should not be audible buzzes, rattles when the 0.31V sine wave signal swept at frequency range.
8	Polarity	When a positive DC current is applied to the voice coil terminal marked (+), the diaphragm shall move to forward.

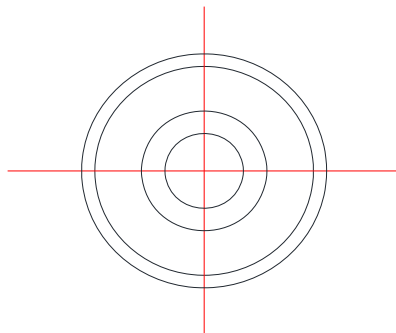
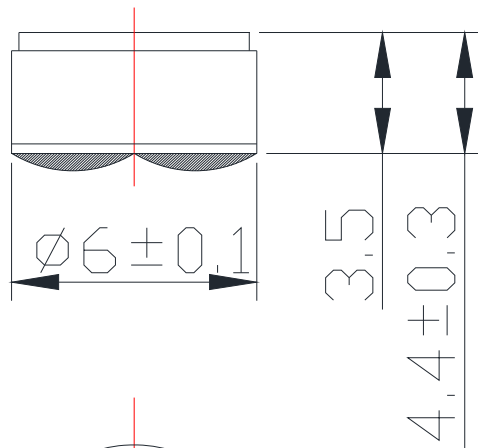
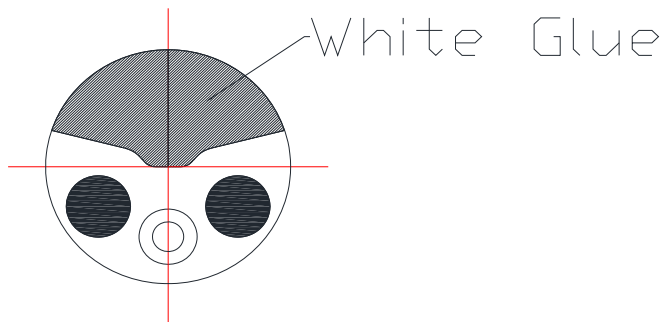
Receiver		Page	5/7
		Revision No.	1.0
Model No.:	VS0644R32	Drawing No.	VS20190926010

#### 4. Measurement Method & Frequency Response curve

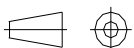


Receiver		Page	6/7
		Revision No.	1.0
Model No.:	VS0644R32	Drawing No.	VS20190926010

### 5. Dimensions



FIRST ANGLE PROJECTION



UNIT : mm

Tolerance :  $\pm 0.2$